



established 1932

tight lines

Newsletter of the Red Tag Fly Fishers' Club

April 2019

2019 Red Tag Committee:

President: Tony Ryan

Vice Presidents: Vin McCaughey & Barney Stephens

Secretary: Bill Jackson

Treasurer: Don Amour

New Member Coordinator: Ross Caton

Trip Coordinator: Peter Coles

Newsletter: Andrew Rodda & David Honeybone

- Leff Andropof
- Craig Bolch
- Janie Joseph
- Dan Mamrot






News

Red Tag Merch.



New caps have arrived and there is a choice of two colours. They are **\$20** each so perhaps one for Saturday and one for Sunday trips. The logo is embroidered into the cap and they will be available at the next activity meeting so come along with your hard earned.

Cryptic: Lots of Easter Eggs in April!

AFN Fishing & Outdoors 20/52 Corporate Boulevard Bayswater Vic. t: 9729 8788	 Aussie Angler Fishing & Tackle Gear Rick Dobson 30 Sherbourne Rd. Greensborough t: 9432 1501	Gin Clear Media fly fishing DVD's and films www.gin-clear.com
Flyfinz Jim Baumgurtel T: 0410 423 430		Adrenaline Flies Supplier of quality fly fishing tackle and equipment. http://www.adrenalinflies.com.au
 Like Tasmanian fishing news on facebook? www.tasfish.com	 Subscribe to essential flyfisher's newsletters from their website, for exclusive offers. www.essentialflyfisher.com.au	Hurley's Fly Fishing Gavin Hurley 489 South Rd. Bentleigh T:9532 1583
FlyLife: Saltwater & Freshwater Fly Fishing Rob Sloane www.flylife.com		Big 4 Taggerty Holiday Park 3380 Maroondah Hwy Taggerty book@big4taggerty.com.au T:(03) 5774 7263

Trip Report

Rubicon River

Dan Mamrot

On the weekend of the 23rd of February, several Red Tag Members attended a weekend trip to the Rubicon River. Fishing was predicted to be tough as the water level had dropped and was running low and slow. By being persistent and covering water a few members still managed to produce fish. Ross and Len were first off the mark, arriving Friday and managing to quickly land 10 trout each on dry flies. They worked their way high up into the system, approaching each pool stealthily and puritanically restricted their fishing to only dry flies.

The second day saw the arrival of Dan, Dave and Peter and day-trippers Dave Honeybone and Andrew Rodda. Andrew and David paired up to fish the lower sections of both the Royston and Rubicon rivers (this proved difficult due to the low water levels) while Dan, Dave and Peter headed up to investigate some of the hydro dams along the Royston and Rubicon Roads. This approach proved fruitful as they arrived at the first dam and were immediately onto rising fish. Peter quickly opened the account with a rainbow sight-cast to and landed within seconds and within a metre! Dan and Dave also were sight casting to rising trout. The water was crystal clear, and trout could be seen cruising and sipping throughout the dam. A definite spot for future exploration!

After lunch the three anglers headed high up into the Rubicon River. A closed road was no deterrent as they began the long walk to the river. Several map checks and one thousand steps later they were questioning their decision. However, upon arriving at the streams edge, any doubt quickly left their minds. Dan peered over the edge into the first pool and immediately sighted six or seven trout sitting mid water column. Peter went to another pool and experienced same.

The trio began walking up stream and continued to see pool after pool filled with fish! It all looked too perfect, however, no matter which fly Peter, Dave or Dan cast to the fish, no matter how much stealth, how small a fly or subtle a presentation...The bloody trout wouldn't take! (Dave and Dan did convince one fish each to take, but neither was landed). Over 50 fish seen, none landed. It was time for the long walk of defeat back to the car. The trip was a great success with excellent camping, campfire and company and is definitely one to pencil in to your calendars for next year.



Report

Women in Fly Fishing

Bill Jackson

Southern Fly Fishers held a “Women in Fly Fishing” Day on Sunday 17th March and invited Red Tag to participate in the event...

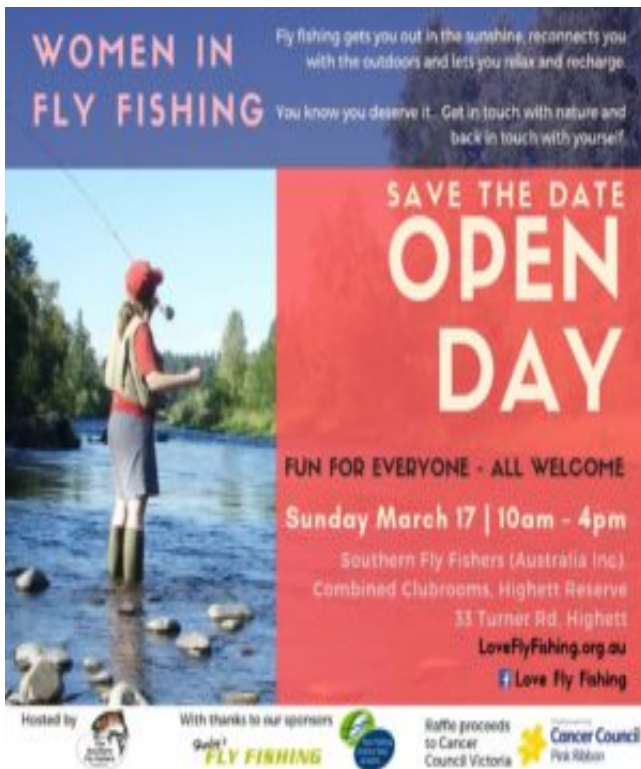
The weather was pleasant and sunny and there were a number of Southern members organising various activities.

Southern Fly Fishers had organised hands on casting, guest speakers, fly tying, sausage sizzle, giveaways, information stalls and a raffle. Upon arrival participants registered their names and were provided a giveaway show bag and then directed to the variety of activities. Most of the participants were couples and/or families and seemed to be attracted to the casting pool where rods and tuition were available.

The speakers were excellent and discussed a variety of subjects:

- Val Young and Louise Christison ”Women Involved in Fly Fishing”
- Native Fish Australia with Tim Curmi “Insect Life and Relationship to Native Fish”
- Fisheries (VFA)
- Julia Williams “Women in Fly Fishing” questions and answers

Southern conducted a raffle to support breast cancer and Red Tag had promoted and sold raffle tickets. One of our members Frank Groeneveld won a beautiful reel donated by Hurleys.



Compliments to Southern Fly Fishers for the first class organisation of the day which was also advertised on radio and TV. Also thanks to a number of Southern members who welcomed our Red Tag team and provided unsolicited positive feedback of our club and in particular our newsletter.

Red Tag had 8 members who attended throughout the day and assisted with managing our stall, attending talks and assisting with casting tuition. Thank you to Red Tag members Jeanette Butler, Leff Andropof (casting tuition), David Honeybone, Cameron Clarke, Bob Symons, Niki Duckstein & Marshall Pardee (casting tuition).

Fly Tying

starting out and intermediate

4th Tuesday of the Month.

A good way for new members to dip their toes in the water.

- Anon.

Griffith's Gnat

Created by George Griffith. Circa 1930's. (also known as a *Grey Palmer*).

A gnat is any of many species of tiny flying insects in the *dipterid* suborder *Nematocera*, especially those in the families *Mycetophilidae*, *Anisopodidae* and *Sciaridae*.

They can be both biting and non-biting. Most often they fly in large numbers. "Gnat" is a loose descriptive category rather than a phylogenetic or other technical term, so there is no scientific consensus on what constitutes a gnat. -wikipedia.
(*now that's what I call padding!*)


So the Griffith's Gnat essentially imitates pretty much any tiny flying insect. This dry fly works best sitting low in the film surface water, (think water tension/ meniscus). The fly can be trimmed to achieve a perfect lie, so get out a glass bowl of water and amaze your friends.

For good results fish this dry fly behind a larger pattern.

As an imitation midge it is generally tied small. Typically, 16 to 22. (Can be as big as size 10 and fished like a small woolly bugger).

Materials:

- Hook Size: 10-22 Caddis Hook
- Thread: Brown or Black
- Body: Peacock Herl
- Hackle: Palmered Grizzle Cock



Fly by Tony Ryan

Fly Tying

intermediate and advanced

2nd Tuesday of the Month

Copper John

When researching fly patterns, most can trace a fine long lineage. The Copper John appears the exception to the rule.

John Barr began tying the pattern in 1993 and tinkered with design changes through to 1996. It is tied best on a long-shanked hook. (Tiemco 5262 2XL). Hook sizes can also range from 4 to 14.

The pattern is somewhat generic and does not imitate a specific insect.

Given the name, the primary material is a copper wire. (Red and green wire also produces results). The fly is all about weight and being able to sink fast. It can be tied with a wide variation of materials.

Materials:

- Hook: Tiemco 5262 2XL
- Head: Tungsten Bead
- Lead Wire
- Pearl Flashabou
- Black Thread
- Peacock Herl / Hen Back Fibres
- Tail: Goose Biots
- Body: Ultra Wire, (Various colours).
- Epoxy Finish


The Copper John is a nymph pattern. Good to drift in fast runs and riffles to add action to the fly. The lustre of the fly materials make it useful in low light.

Further Reading: *Barr Flies, How to Tie and Fish the Copper John, the Barr Emerger.* by John S. Barr

a "simple process of binding various materials to a hook with thread"

- Helen Shaw

Fly by Terry Ryan

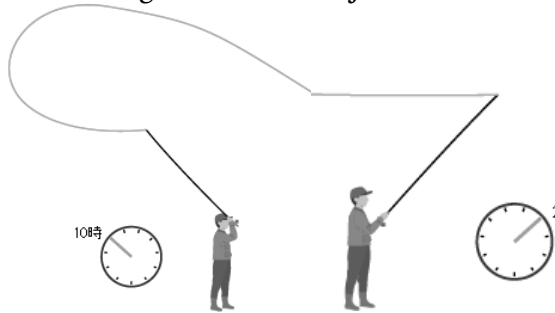


Glossary



David Honeybone

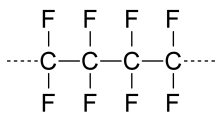
False Cast: Standard fly-fishing cast; used to lengthen and shorten line, to change direction, and to dry off the fly; frequently overused. In false casting, the line is kept moving backwards and forwards without being allowed to touch the surface of the water or the ground. *Also see forward cast.*



Ferrule: The point where sections of a fly rod are joined; the end of one section fits inside the end of another in an overlapping fashion at the ferrule.

Flashback: Any type of nymph fly pattern that has a flashy or reflective material tied in at the wing case.

Floating Fly Line (F): A fly line where the entire line floats; best all round fly line.

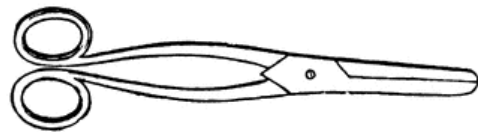


Fluorocarbon: Flipping expensive tippet or leader material with a low refractive index, making it nearly invisible underwater; known for its tensile and knot strength as well

as its UV- and abrasion resistance; best used for saltwater fly fishing or freshwater nymph rigs.

Fly Line: Key ingredient to fly fishing; made of a tapered plastic coating over a braided Dacron or nylon core; available in several tapers and in floating, sinking, and sink-tip styles (double taper, shooting head, weight forward, sink-tip, and floating fly line).

Fly Rod: A type of fishing rod especially designed to cast a fly line; fly rods differ from other types of rods in that the reel attaches at the butt of the rod with the rod handle always above the reel; fly rods usually have more line guides than other types of rods of the same length; fly rod lengths vary, with common lengths being between 7 and 9 feet; materials used in fly rod construction are bamboo, fiberglass, and graphite.



Forceps: Hand-operated medical instrument widely used in fly fishing to remove flies from the jaws of a hooked fish; feature pliers-like jaws with locking clips so that once they are clamped to the hook, they stay there until released.

Forward Cast: The front portion of the false cast or pick-up and lay-down, and a mirror image of the back cast.

Foul Hook: To hook a fish anywhere but in its mouth.

Fry: The first stage of a fish after hatching from an egg.

Fry up: Breakfast of champions. Ideal preparation for a days fishing. *Smoke me a kipper I'll be back for breakfast.*

Library Report

New (&old) Acquisitions

David Honeybone

A big thank you to Michael Kretschmer who has donated several interesting titles:

- *Frog Call*. Greg French
- *Artificial*. Greg French
- *North Island trout fishing guide*. John Kent
- *The trout diaries a year of fly fishing in NZ*. Derek Grzelewski
- *The view from Rat Lake*. John Gierach
- *Death, taxes and leaky waders*. John Gierach
- *Fly fishing for trout down under*. Peter Julian
- *Trout fishing a guide to New Zealand's South Island*. Tony Busch
- *Images of Silver*. Les Hill & Graeme Marshall



Great to see some Gierach and more French.

Michael particularly recommends the two guide books to New Zealand by Peter Julian and Tony Busch respectively.

Last month I mentioned we had received many donations of *FlyLife* magazine from Vin Junior. I have now processed these and am pleased to relate that we now possess 15 of the first 20 issues. Of these 11 are no longer available from the publisher having sold out over the course of time. So, a terrific addition to the library. Please borrow them but handle with care. They are double-wrapped against the threat of jammy fingers and single malt spillage so no excuses...

We have also received numerous maps (you remember them?). I have not processed them yet but they are available from the library so just record details in the normal way if you would like to borrow these.


If anyone has any suggestions for a new purchase be it a book or DVD please let me know, as there are a couple of farthings left in the library kitty until the end of June and I am open to offers...

Book Review

Simple Fly Fishing

Andrew Rodda

In my youth I would go hiking with friends with gear that had not changed in materials or design for decades. Then along came the hideously expensive Gore-tex and internal framed packs, and those early adopters were handed the moniker of 'gear freaks'. Fast forward 3 decades and pastimes such as hiking, cycling, or golf would be unrecognizable with the technology, materials and 'essential' gadgets on offer today. The need to cycle or hike lightest, drive a golf ball furthest, cast longest or catch the most fish has become a benchmark of status and bragging rights. I have seen anglers with vests filled to the gunwales with more stuff than an aisle full of fiddly bits at Bunnings.



Simple Fly Fishing is an essential reminder of those early basic principles.

This quote from Yvon Chouinard, founder of Patagonia, (and Publisher of the book), could well have come from the pages of Henry David Thoreau's, Walden.

The lesson we learn from fishing with a tenkara rod is that we shouldn't fear that a simpler life will be an impoverished life. Rather simplicity leads to a richer and more satisfying way of fishing -and more importantly living.

Am I being manipulated by the exquisite book design by Christina Speed?

Yes. Absolutely.

The font, composition and layout of this book is beautifully balanced and considered. The fly patterns, illustrations and photographs present like a modern food cookbook, but; this book is more than a travelogue of land, stream and sky, the text is clear and informative for beginning and advanced fishers. The authors and illustrators have the sound credentials and experience to weave their personal and technical information into a clear enjoyable narrative.

In Summary: *The best way to catch trout is simply, with a rod and a fly and not much else. Discover where the fish are, at what depth, and what they are feeding on. This book describes the techniques needed to present a fly, make it look lifelike, and hook the fish. Chapters on wet flies, nymphs and dry flies, the authors employ both tenkara rod as well as regular fly fishing gear. Paintings by renowned artist James Prosek, technical illustrations, and inspiring photographs and stories throughout.* -Publisher.

Printed on 100% post-consumer recycled paper. Patagonia Publishers.

Now available in the Red Tag Library.

I purchased my copy from Amazon.com for about \$37 including postage. It is a book I will return to regularly. -A.R.

Trip Calendar

Coming up

...(like a flower) (P.McCartney 1980)

Also keep in mind, **Saturday mornings** often feature casting practice at the Red Tag Casting Pools in Fairlea Drive Fairfield. Keep an eye on the emails.

Date	Details	Location
Fri 19th April to Mon 22nd	<i>Easter</i>	t.b.a
Thursday April 25th ANZAC day to Sun 28th April	<i>ANZAC day (LWE ??)</i>	t.b.a
Millbrook lakes weekend 3rd, 4th and 5th May	<i>Limited spaces</i>	Millbrook lakes
Sat May 11th	<i>Club Day trip</i>	Warburton
Sat/Sun May 18th - 19th	<i>Royal Coachman comp, (Doghill)</i>	Eildon pondage
Sat June 8th to Mon 10th, Queens Birthday	<i>Season close, Eildon</i>	Eildon

Above details correct at time of distribution.

Red tag encourages everyone to come along, Multi-day trips can always be considered for a single day trip.

The come and try days are part of the development program.


Editorial




Desperately Seeking Content

As always, we need contributions. The editors of this newsletter would much rather be fishing than staring at a computer screen, (we do enough of that at work).

...on the WWWeb

Check out this blog: *The Limp Cobra*. Much like this newsletter's book review, there are posts of beautiful photographs and plenty of informative videos. 






Honey^(Bone) I shrunk the fish.



One less carp.





THE INCREDIBLE SHRINKING FISH

